

DSS Data Exchange Organisation Summary Report (XP0031.01)

Reporting Period: 1 January 2014 - 30 June 2014

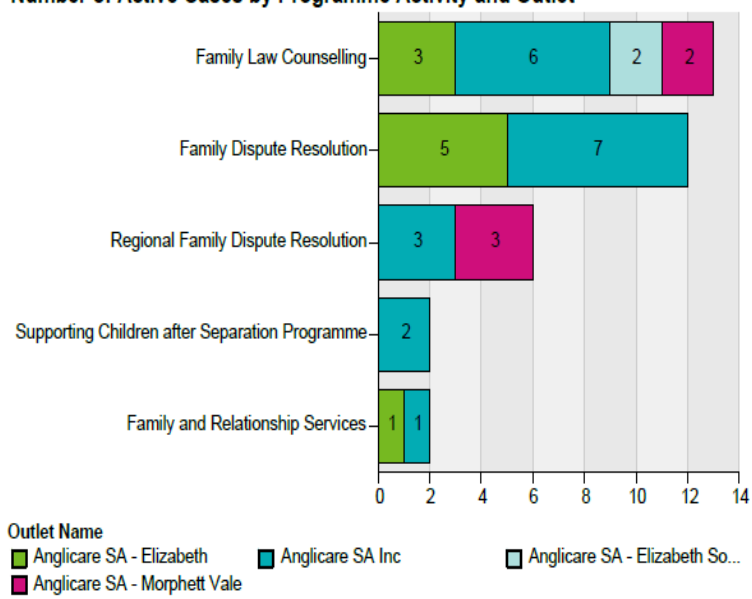
Outlet Organisation: Anglicare SA Incorporated

Total Number of Active Outlets: 4

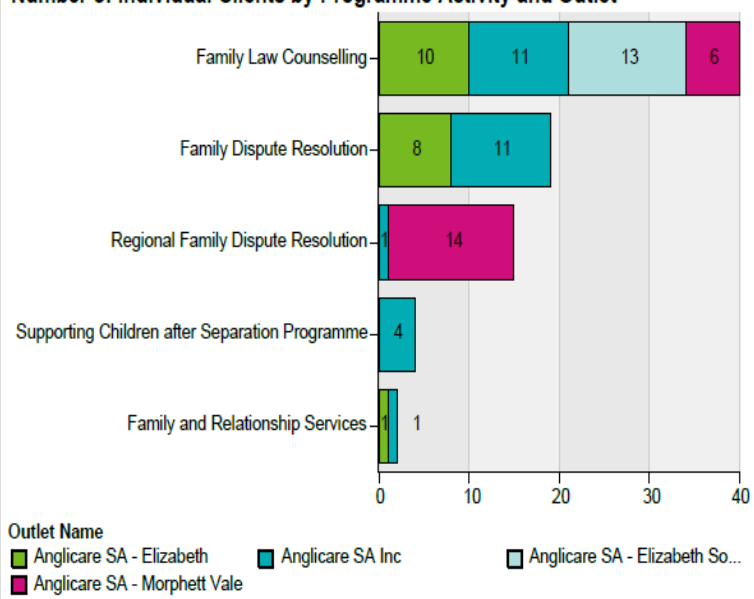
Programme Activities Displayed: Family and Relationship Services
Family Dispute Resolution
Family Law Counselling
Regional Family Dispute Resolution
Supporting Children after Separation Programme

Outlets Displayed: Anglicare SA - Elizabeth
Anglicare SA - Elizabeth South
Anglicare SA - Morphett Vale
Anglicare SA Inc

Number of Active Cases by Programme Activity and Outlet



Number of Individual Clients by Programme Activity and Outlet



Organisation Summary

Activity Name	Outlet	Number of Active Cases	Number of Individual Clients*	Number of Sessions	Session Client Attendance**	Individual Client Attendances	Group Client Attendances
All Activities	Organisation Total	35	47	74	413	138	275
Family and Relationship Services	Anglicare SA - Elizabeth	1	1	1	1	1	0
	Anglicare SA Inc	1	1	5	5	0	5
Family Dispute Resolution	Anglicare SA - Elizabeth	5	8	8	10	10	0
	Anglicare SA Inc	7	11	8	137	11	126
Family Law Counselling	Anglicare SA - Elizabeth	3	10	5	14	12	2
	Anglicare SA - Elizabeth South	2	13	2	14	13	1
	Anglicare SA - Morphett Vale	2	6	17	51	16	35
	Anglicare SA Inc	6	11	13	17	13	4
Regional Family Dispute Resolution	Anglicare SA - Morphett Vale	3	14	8	110	59	51
	Anglicare SA Inc	3	1	4	45	0	45
Supporting Children after Separation Programme	Anglicare SA Inc	2	4	3	9	3	6

* - Represents a count of unique Client Ids. Clients may attend more than one outlet or participate in more than one activity. Adding totals for activities or outlets may not equal the Organisation total.

** - Represents a count for client participation within sessions. Each time a client attends a session they are counted as attending. Client attendance is further split to show attendance of individual and group clients.

Report Run Date: 06/03/2015 Report Run Time: 4:20:51 PM Report Run By: WN0003



This report is available for your use under a Creative Commons BY Attribution 3.0 Australia licence. You may reproduce and publicly distribute the report in its entirety in unmodified form.

The full licence terms, which include the terms and conditions for editing, modifying or adapting the report, are available from

www.dss.gov.au/data-exchange-reporting

DSS Data Exchange Organisation Summary Report (XP0031.02)

Reporting Period: 1 January 2014 - 30 June 2014

Outlet Organisation: Anglicare SA Incorporated

Total Number of Active Outlets: 4

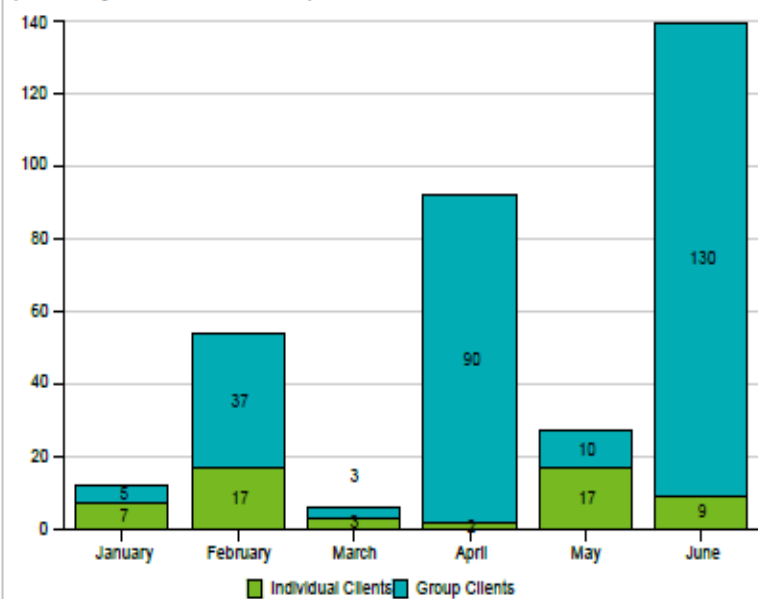
Programme Activities Displayed:

- Family and Relationship Services
- Family Dispute Resolution
- Family Law Counselling
- Regional Family Dispute Resolution
- Supporting Children after Separation Programme

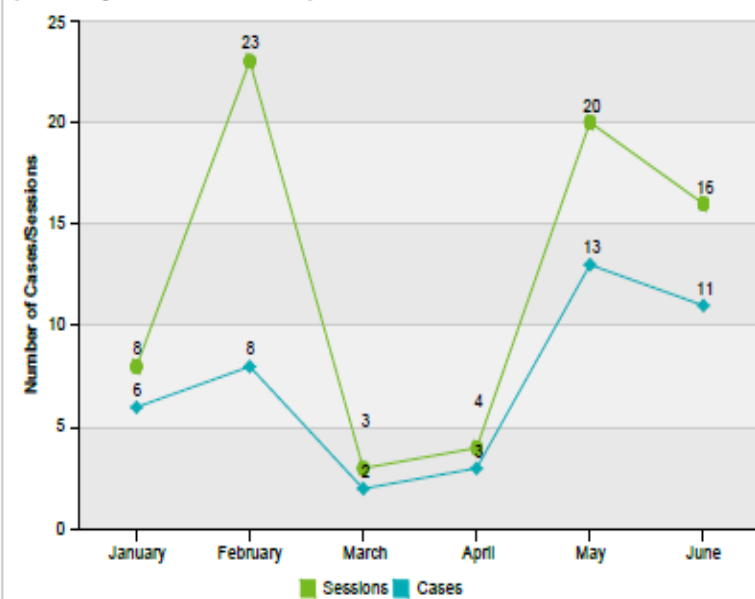
Outlets Displayed:

- Anglicare SA - Elizabeth
- Anglicare SA - Elizabeth South
- Anglicare SA - Morphett Vale
- Anglicare SA Inc

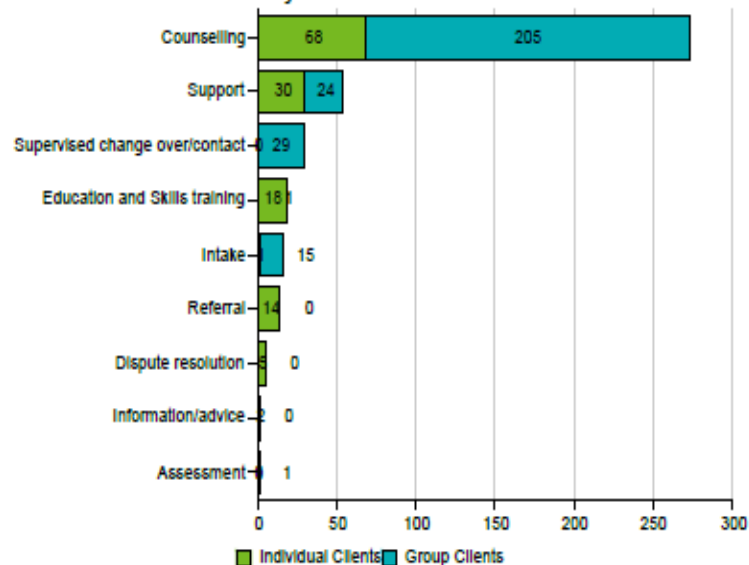
Client Session Attendance by Month
(1 January 2014 - 30 June 2014)



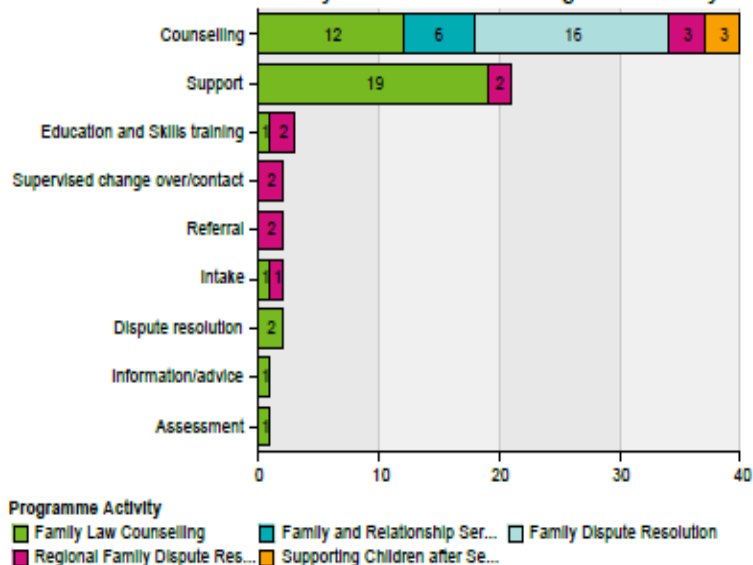
Active Cases and Sessions Delivered by Month
(1 January 2014 - 30 June 2014)



Client Session Attendance by Session Focus



Number of Sessions Delivered by Session Focus and Programme Activity



Report Run Date: 06/03/2015 Report Run Time: 4:20:51 PM Report Run By: WN0003



This report is available for your use under a Creative Commons BY Attribution 3.0 Australia licence. You may reproduce and publicly distribute the report in its entirety in unmodified form.

The full licence terms, which include the terms and conditions for editing, modifying or adapting the report, are available from

www.dss.gov.au/data-exchange-reporting/case

DSS Data Exchange Organisation Summary Report (XP0031.03)

Reporting Period: 1 January 2014 - 30 June 2014

Outlet Organisation: Anglicare SA Incorporated

Total Number of Active Outlets: 4

Programme Activities Displayed: Family and Relationship Services
Family Dispute Resolution
Family Law Counselling
Regional Family Dispute Resolution
Supporting Children after Separation Programme

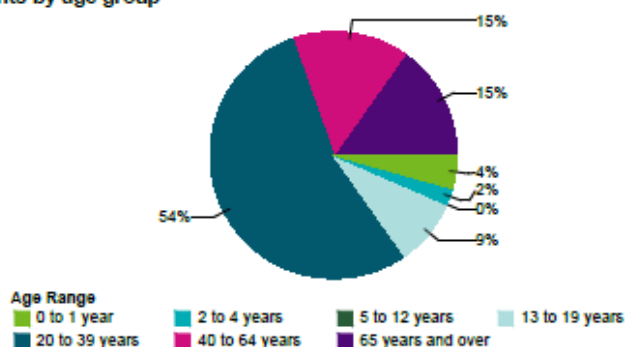
Outlets Displayed: Anglicare SA - Elizabeth
Anglicare SA - Elizabeth South
Anglicare SA - Morphett Vale
Anglicare SA Inc

Client record demographic characteristics

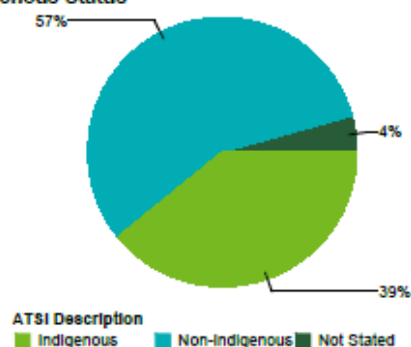
Demographic details are only captured and available for "individual client" records. No demographic data is available for "group clients".

Organisation breakdown of new and existing clients	New	Existing	Total
Organisation Total	46	0	46

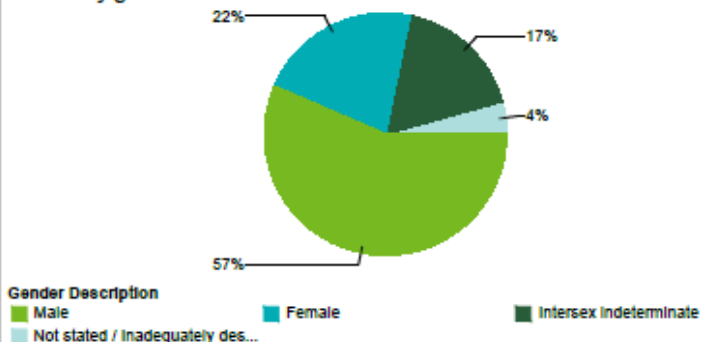
Clients by age group



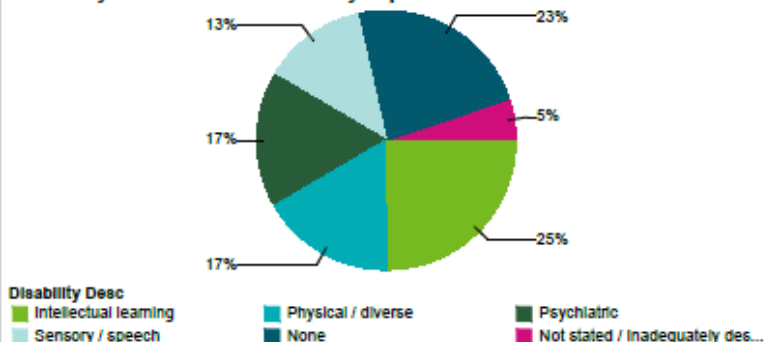
Clients by Indigenous Status



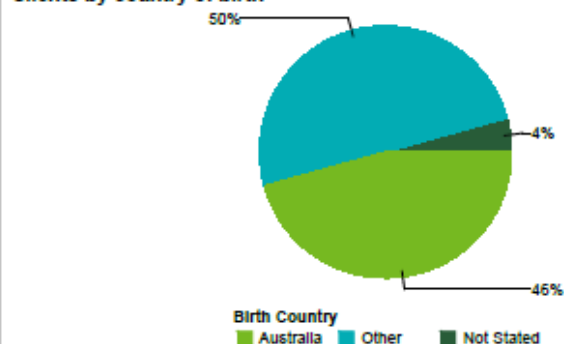
Clients by gender



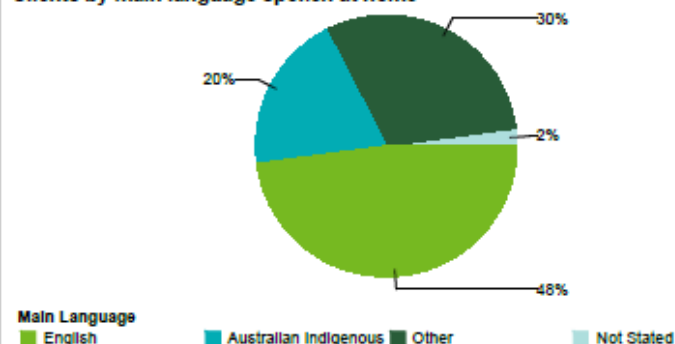
Clients by Identification of disability/impairment/condition



Clients by country of birth



Clients by main language spoken at home



Report Run Date: 06/03/2015 Report Run Time: 4:20:51 PM Report Run By: WN0003



This report is available for your use under a Creative Commons BY Attribution 3.0 Australia licence. You may reproduce and publicly distribute the report in its entirety in unmodified form. The full licence terms, which include the terms and conditions for editing, modifying or adapting the report, are available from www.dss.gov.au/data-exchange-reporting/case

DSS Data Exchange Organisation Summary Report (XP0031.04)

Reporting Period: 1 January 2014 - 30 June 2014

Outlet Organisation: Anglicare SA Incorporated

Total Number of Active Outlets: 4

Programme Activities Displayed: Family and Relationship Services
Family Dispute Resolution
Family Law Counselling
Regional Family Dispute Resolution
Supporting Children after Separation Programme

Outlets Displayed: Anglicare SA - Elizabeth
Anglicare SA - Elizabeth South
Anglicare SA - Morphett Vale
Anglicare SA Inc

Client record demographic characteristics by outlet

Demographic details are only captured and available for "individual client" records. No demographic data is available for "group clients".

Organisation Total - Represents a unique count of client characteristics across the organisation as a whole. This record may not match the cumulative total of individual outlets.

New and existing clients by outlet

	New	Existing	Total
Anglicare SA Inc	18	5	21
Anglicare SA - Elizabeth South	3	9	12
Anglicare SA - Morphett Vale	17	1	18
Anglicare SA - Elizabeth	12	4	16
Organisation Total	48	0	46

Indigenous status by outlet

	Indigenous	Non-Indigenous	Not Stated
Anglicare SA - Morphett Vale	8	9	1
Anglicare SA Inc	10	10	1
Anglicare SA - Elizabeth South	6	6	0
Anglicare SA - Elizabeth	2	13	1
Organisation Total	18	28	2

Country of birth by outlet

	Australia	Other	Not Stated
Anglicare SA Inc	9	11	1
Anglicare SA - Elizabeth	10	5	1
Anglicare SA - Morphett Vale	8	9	1
Anglicare SA - Elizabeth South	7	5	0
Organisation Total	21	23	2

Report Run Date: 06/03/2015 Report Run Time: 4:20:51 PM Report Run By: WN0003



This report is available for your use under a Creative Commons BY Attribution 3.0 Australia licence. You may reproduce and publicly distribute the report in its entirety in unmodified form.

The full licence terms, which include the terms and conditions for editing, modifying or adapting the report, are available from

www.dss.gov.au/data-exchange-reporting-case

Main language spoken by outlet

	English	Australian Indigenous	Other	Not Stated
Anglicare SA Inc	8	6	7	0
Anglicare SA - Elizabeth South	9	0	3	0
Anglicare SA - Morphett Vale	11	1	6	0
Anglicare SA - Elizabeth	9	3	3	1
Organisation Total	22	9	14	1

Gender by outlet

	Male	Female	Intersex indeterminate	Not stated / Inadequately described
Anglicare SA - Elizabeth	11	3	2	0
Anglicare SA - Elizabeth South	5	2	3	2
Anglicare SA - Morphett Vale	9	3	4	2
Anglicare SA Inc	11	7	3	0
Organisation Total	26	10	8	2

Disability/impairment/condition by outlet*

	Intellectual learning	Physical / diverse	Psychiatric	Sensory / speech	None	Not stated / Inadequately described
Anglicare SA - Elizabeth	6	3	4	3	8	1
Anglicare SA - Elizabeth South	8	5	7	6	3	1
Anglicare SA - Morphett Vale	9	8	8	7	6	1
Anglicare SA Inc	5	3	1	0	10	3
Organisation Total	19	13	13	10	18	4

* - An individual client may appear in more than one category.

Age group by outlet

	0 to 1 year	2 to 4 years	5 to 12 years	13 to 19 years	20 to 39 years	40 to 64 years	65 years and over
Anglicare SA - Elizabeth	0	1	0	0	10	3	2
Anglicare SA - Elizabeth South	0	0	0	1	8	0	3
Anglicare SA - Morphett Vale	0	0	0	1	10	3	4
Anglicare SA Inc	2	0	0	3	12	3	1
Organisation Total	2	1	0	4	25	7	7